

BIFACIAL PERC MONOCRYSTALLIN 144PMB10



- ◆ TT550-144PM10 550 Wp
- ◆ TT545-144PM10 545 Wp
- ◆ TT540-144PM10 540 Wp
- ◆ TT535-144PM10 535 Wp
- ◆ TT530-144PM10 530 Wp



High Conversion Efficiency

High panel efficiency to guarantee high power output



Self-Cleaning And Anti-Reflection Glass

Coating glass for self-cleaning reduces surface dust



Outstanding Low Irradiation Glass

Outstanding panel performance even in weak light conditions



Excellent Durability

Wind load up to 2400 Pa, Snow load up to 5400 Pa



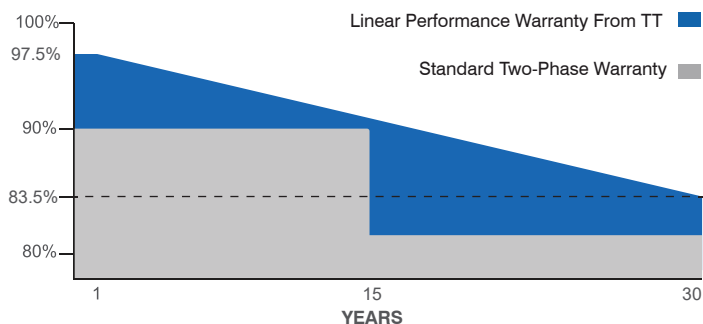
0~ +5Wp Positive Power Tolerance



Easy Installation




Twice EVA Laminated Double Glass



30 Years Performance Warranty



15 Years Product Warranty



Half-Cut

DOUBLE GLASS



IEC 61215, IEC 61730-1, IEC 61730-2
IEC 62804 PID (POTENTIAL INDUCED DEGRADATION)
ISO 9001:2015, ISO 14001:2015, ISO 45001:2018



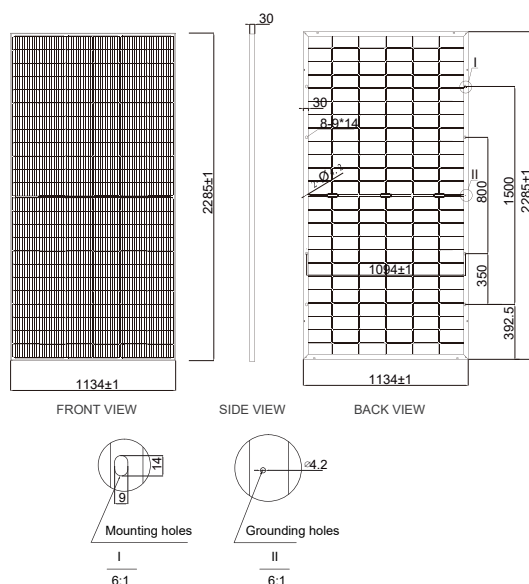
SOMPO SiGORTA

Model Type	TT530 144PMB10	TT535 144PMB10	TT540 144PMB10	TT545 144PMB10	TT550 144PMB10
Peak Power (P _{max})	530 Wp	535 Wp	540 Wp	545 Wp	550 Wp
Module Efficiency	20.45	20.67	20.84	21.03	21.23
Maximum Power Voltage (V _{mp})	41.60	41.80	42.00	42.20	42.40
Maximum Power Current (I _{mp})	12.75	12.80	12.86	12.92	12.98
Open Circuit Voltage (V _{oc})	49.40	49.60	49.80	50.00	50.20
Short Circuit Current (I _{sc})	13.58	13.63	13.70	13.76	13.82
Power Tolerance	0~+5W				
Maximum System Voltage	1500V DC				
Operating Temperature	-40 ~ +85°C				
Protection Class	Class II				
Maximum Series Fuse Rating	30A				

MECHANICAL SPECIFICATIONS

Cell Dimensions(mm)	182 x 91
Cells per Module(pcs)	144 (24x6)
Weight(kg)	33.0
Panel Dimensions(mm)	2285x1134x30
Max. Wind/Snow Load(Pa)	2400/5400
Junction Box	IP68
Junction Box Cable Length(mm)	300-1200
Glass Thickness (mm)	2.0 / 2.0

PHYSICAL CHARACTERISTICS



REAR SIDE POWER GAIN

(535W Front Power Referenced)

Rear Power Gain	5%	10%	15%	20%	25%
Maximum Power (P _{max})	562	589	615	642	670
Short Circuit Current (I _{sc})	14.99	16.48	17.97	19.54	28.53
Open Circuit Voltage (V _{oc})	50.00	50.00	50.00	50.00	50.00
Maximum Power Current (I _{mp})	13.4	14.08	14.72	15.36	16
Maximum Power Voltage (V _{mp})	41.9	41.9	41.9	41.9	41.9

TEMPERATURE CHARACTERISTICS

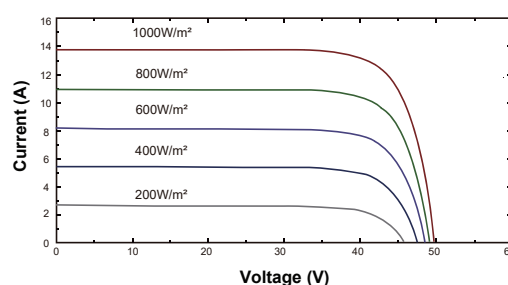
Temp. Coeff. of (I _{sc})	0.050%/°C
Temp. Coeff. of (V _{oc})	-0.270%/°C
Temp. Coeff. of (P _{max})	-0.350%/°C

PACKING CONFIGURATION

Container	40' GP
Pieces per Pallet	36
Pieces per Container	720
Pallet Per Container	20

ELECTRICAL CHARACTERISTICS

Current - Voltage Curve (TT540-144PMB10)



* The specifications are obtained under the standard test conditions: 1000W/m2 solar irradiance, 1.5 Air Mass and cell temperature of 25°C. Measurement uncertainty for all panels is 6%. The actual transactions will be subject to the contracts. These parameters are for reference only and it is not a part of the contracts. The technical specifications in this document may vary. For more information, refer to the "Installation Manual".

* For roof, facades and installations on similar surfaces, solar panels should be mounted over a fire-resistant covering suitable for this application, with adequate ventilation between the back of the solar panels and the mounting surface. Improper installations are hazardous and may spark a fire. Solar panels must not be mounted on structures and roofs which are made of not fire-resistant materials such as plastic layer, transparent plastic, PVC or similar materials without any fire-protection layer. Usage and installation not in accordance with the guidelines as outlined in the installation manual will terminate the warranty. Please refer to the installation manual and the warranty documents for further details.

* TommaTech® GmbH reserves the right to change the specification of products without prior notice

Ver.2308.23