

PERC MONOCRYSTALLINE 46PMSHFB

320_{cell}



SHINGLED MONOFACIAL MODULE

DARK SERIES



High Conversion Efficiency

High panel efficiency to guarantee high power output.



Self-Cleaning and Anti-Reflection Glass

Coating glass for self-cleaning reduces surface dust.

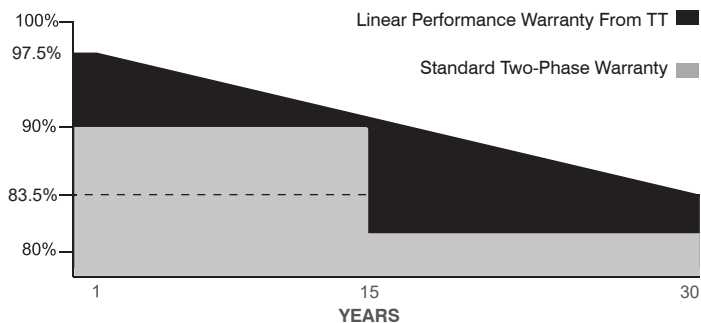


Outstanding Low Irradiation Glass

Outstanding panel performance even in weak light conditions.



Easy Installation



30 Years Performance Warranty



15 Years Product Warranty



IEC 61215, IEC 61730-1, IEC 61730-2
IEC 62804 PID (POTENTIAL INDUCED DEGRADATION)
IEC 61701 SALT MIST CORROSION
IEC 62716 AMMONIA CORROSION
ISO 9001:2015, ISO 14001:2015, ISO 45001:2018



SOMPO SiGORTA

46PMSHFB

Peak Power (Pmax)
Module Efficiency
Maximum Power Voltage (Vmp)
Maximum Power Current (Imp)
Open Circuit Voltage (Voc)
Short Circuit Current (Isc)
Power Tolerance
Maximum System Voltage
Operating Temperature
Protection Class
Maximum Series Fuse Rating

MECHANICAL SPECIFICATION

Cells per Module (pcs)
Weight (kg)
Panel Dimensions (mm)
Max. Wind/Snow Load (Pa)
Junction Box
Junction Box Cable Length (mm)

TT420 46PMSHFB	TT425 46PMSHFB	TT430 46PMSHFB	TT435 46PMSHFB	TT440 46PMSHFB	TT445 46PMSHFB
420Wp	425Wp	430Wp	435Wp	440 Wp	445 Wp
20.02	20.04	20.07	20.09	21.01	21.04
35.9	36	36.1	36.2	36.3	36.4
11.71	11.82	11.92	12.02	12.13	12.23
43.3	43.4	43.5	43.6	43.7	43.8
12.46	12.56	12.68	12.79	12.90	13.01
0~+5W					
1500V DC					
-40 ~ +85°C					
Class II					
25A					
320 (64x5)					
21.8					
1899 x1096x30					
2400/5400					
IP68					
1300					

TEMPERATURE CHARACTERISTICS

PACKING CONFIGURATION

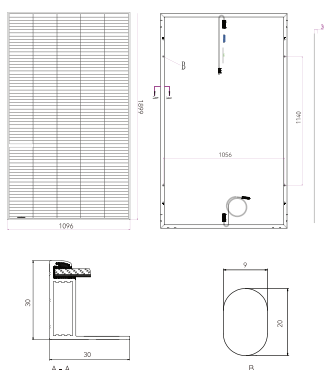
Container 40'

Temp. Coeff. of (Isc)	0.040%/°C
Temp. Coeff. of (Voc)	-0.270%/°C
Temp. Coeff. of (Pmax)	-0.340%/°C

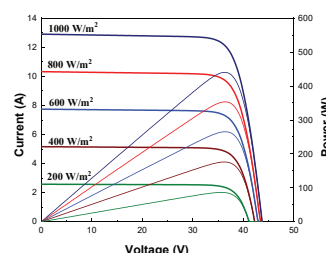
Pieces per Pallet	36
Pieces per Container	1296
Pallets per Container	864

PHYSICAL CHARACTERISTICS

ELECTRICAL CHARACTERISTICS



Current - Voltage & Power - Voltage Curve (46PMSHFB)



* The specifications are obtained under the standard test conditions: 1000W/m2 solar irradiance, 1.5 Air Mass and cell temperature of 25°C. Measurement uncertainty for all panels is 6%. The actual transactions will be subject to the contracts. These parameters are for reference only and it is not a part of the contracts. The technical specifications in this document may vary. For more information, refer to the "Installation Manual".

* For roof, facades and installations on similar surfaces, solar panels should be mounted over a fire-resistant covering suitable for this application, with adequate ventilation between the back of the solar panels and the mounting surface. Improper installations are hazardous and may spark a fire. Solar panels must not be mounted on structures and roofs which are made of not fire-resistant materials such as plastic layer, transparent plastic, PVC or similar materials without any fire-protection layer. Usage and installation not in accordance with the guidelines as outlined in the installation manual will terminate the warranty. Please refer to the installation manual and the warranty documents for further details.

* Please note that the color of PERC monocrystalline cells might vary slightly due to their natural structure. Consequently, there might be a color difference between the cells and between the cells and the backsheet.

* TommaTech® GmbH reserves the right to change the specification of products without prior notice.

Ver.2308.23