

PERC MONOCRYSTALLINE 156PM10

- ◆ TT595-156PM10 595 Wp
- ◆ TT590-156PM10 590 Wp
- ◆ TT585-156PM10 585 Wp
- ◆ TT580-156PM10 580 Wp
- ◆ TT575-156PM10 575 Wp



High Conversion Efficiency

High panel efficiency to guarantee high power output



Self-Cleaning And Anti-Reflection Glass

Coating glass for self-cleaning reduces surface dust



Outstanding Low Irradiation Glass

Outstanding panel performance even in weak light conditions



Excellent Durability

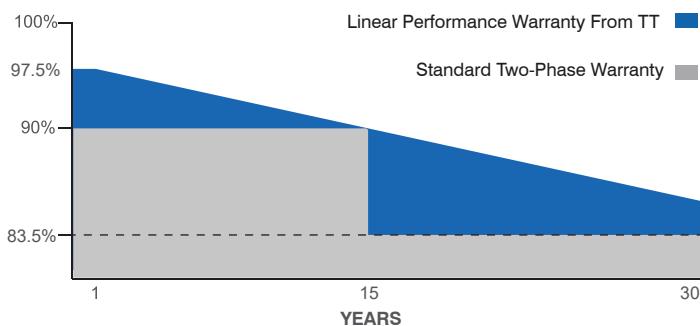
Wind load up to 2400 Pa, Snow load up to 5400 Pa



0~+5Wp Positive Power Tolerance



Easy Installation



- ✓ 30 Years Performance Warranty
- ✓ 15 Years Product Warranty

Half-Cut



IEC 61215, IEC 61730-1, IEC 61730-2
IEC 62804 PID (POTENTIAL INDUCED DEGRADATION)
IEC 61701 SALT MIST CORROSION
IEC 62716 AMMONIA CORROSION
ISO 9001:2015, ISO 14001:2015, ISO 45001:2018



Model Type	TT575 156PM10	TT580 156PM10	TT585 156PM10	TT590 156PM10	TT595 156PM10
Peak Power (Pmax)	575 Wp	580 Wp	585 Wp	590 Wp	595 Wp
Module Efficiency	20.78	20.96	21.14	21.32	21.50
Maximum Power Voltage (Vmp)	45.00	45.20	45.40	45.60	45.80
Maximum Power Current (Imp)	12.78	12.84	12.89	12.94	12.99
Open Circuit Voltage (Voc)	53.50	53.70	53.90	54.10	54.30
Short Circuit Current (Isc)	13.61	13.67	13.73	13.78	13.84
Power Tolerance	0~+5W				
Maximum System Voltage	1500V DC				
Operating Temperature	-40 ~ +85°C				
Protection Class	Class II				
Maximum Series Fuse Rating	25A				

MECHANICAL SPECIFICATIONS

Cell Dimensions(mm)	182x91
Cells per Module(pcs)	156 (26x6)
Weight(kg)	31.0
Panel Dimensions(mm)	2348x1135x35
Max. Wind/Snow Load(Pa)	2400/5400
Junction Box	IP68
Junction Box Cable Length(mm)	300-1600

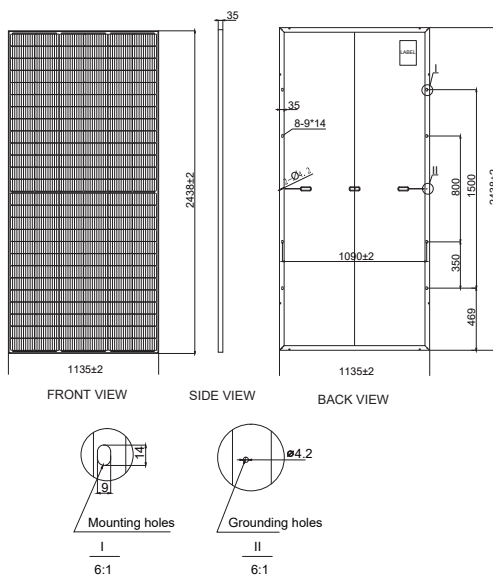
TEMPERATURE CHARACTERISTICS

Temp. Coeff. of (Isc)	0.050%/°C
Temp. Coeff. of (Voc)	-0.270%/°C
Temp. Coeff. of (Pmax)	-0.350%/°C

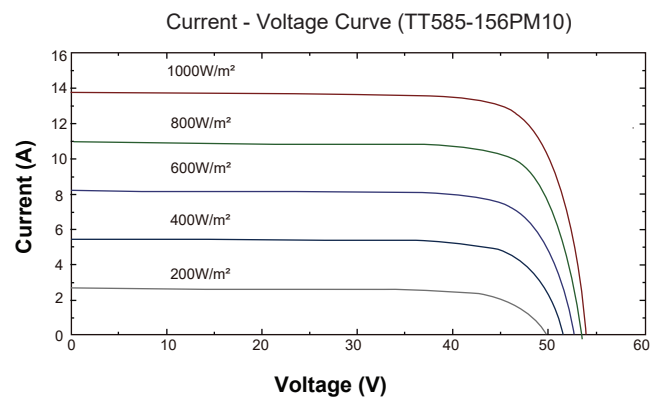
PACKING CONFIGURATION

Container	40' GP
Pieces per Pallet	30
Pieces per Container	540
Pallet Per Container	18

PHYSIKALISCHE EIGENSCHAFTEN



ELECTRICAL CHARACTERISTICS



* The specifications are obtained under the standard test conditions: 1000W/m² solar irradiance, 1.5 Air Mass and cell temperature of 25°C. Measurement uncertainty for all panels is 6%. The actual transactions will be subject to the contracts. These parameters are for reference only and it is not a part of the contracts. The technical specifications in this document may vary. For more information, refer to the "Installation Manual".

* For roof, facades and installations on similar surfaces, solar panels should be mounted over a fire-resistant covering suitable for this application, with adequate ventilation between the back of the solar panels and the mounting surface. Improper installations are hazardous and may spark a fire. Solar panels must not be mounted on structures and roofs which are made of not fire-resistant materials such as plastic layer, transparent plastic, PVC or similar materials without any fire-protection layer. Usage and installation not in accordance with the guidelines as outlined in the installation manual will terminate the warranty. Please refer to the installation manual and the warranty documents for further details.

* Please note that the color of PERC monocrystalline cells might vary slightly due to their natural structure. Consequently, there might be a color difference between the cells and between the cells and the backsheet.

* TommaTech® GmbH reserves the right to change the specification of products without prior notice.

Ver.2502.11