


TOPCON MONOCRYSTALLINE 72-36TN10

TOMMATECH
GmbH
GERMAN-based company

- ◆ TT285-72TN10 ◆ TT95-36TN10 ◆ TT65-36TN10
- ◆ TT130-36TN10 ◆ TT85-36TN10 ◆ TT55-36TN10
- ◆ TT120-36TN10 ◆ TT80-36TN10 ◆ TT45-36TN10
- ◆ TT110-36TN10 ◆ TT70-36TN10 ◆ TT40-36TN10
- ◆ TT100-36TN10



High Conversion Efficiency

High panel efficiency to guarantee high power output



Self-Cleaning And Anti-Reflection Glass

Coating glass for self-cleaning reduces surface dust



Outstanding Low Irradiation Glass

Outstanding panel performance even in weak light conditions



Excellent Durability

2Wind load up to 2400 Pa, Snow load up to 5400 Pa



0~+5W Positive Power Tolerance





Easy Installation



ISO 9001:2015, ISO 14001:2015, ISO 45001:2018



SOMPO
INSURANCE



Model Type	TT40 36TN10	TT45 36TN10	TT55 36TN10	TT65 36TN10	TT70 36TN10	TT80 36TN10	TT85 36TN10	TT95 36TN10	TT100 36TN10	TT110 36TN10	TT120 36TN10	TT130 36TN10	TT285 72TN10
Peak Power (Pmax)	40 Wp	45 Wp	55 Wp	65 Wp	70 Wp	80 Wp	85 Wp	95 Wp	100 Wp	110 Wp	120 Wp	130 Wp	285 Wp
Maximum Power Voltage(Vmp)	21.81	21.81	21.81	21.81	21.81	21.81	21.81	21.81	21.81	21.81	21.81	21.81	21.48
Maximum Power Current (Imp)	1.84	2.07	2.53	3.00	3.30	3.67	3.90	4.36	4.60	5.05	5.51	5.97	13.40
Open Circuit Voltage (Voc)	25.45	25.45	25.45	25.45	25.45	25.45	25.45	25.45	25.45	25.45	25.45	25.45	25.30
Short Circuit Current (Isc)	1.99	2.24	2.75	3.24	3.50	3.98	4.24	4.73	4.98	5.48	5.98	6.47	14.17
Cell per Module	36 (6x6)	36 (6x6)	36 (6x6)	36 (6x6)	36 (6x6)	36 (6x6)	36 (6x6)	36 (6x6)	36 (4x9)	36 (4x9)	36 (4x9)	36 (4x9)	72 (4x18)
Cell Dimensions (mm)	50x91	60x91	70 x 91	83 x 91	91 x 91	105 x 91	113 x 91	124 x 91	135 x 91	145 x 91	156 x 91	165 x 91	182 x 91
Panel Dimensions (mm)	430x680x20	430x680x20	464x692x20	562x601x20	674x692x20	674x692x20	680x790x20	680x790x20	692x884x20	692x884x20	692x884x20	692x884x20	767x1722x30
Weight (kg)	3.32	3.32	4	5.26	5.54	5.54	5.87	5.87	7.10	7.10	7.10	7.10	15.50
Voltage (V)	12												

MECHANICAL SPECIFICATIONS

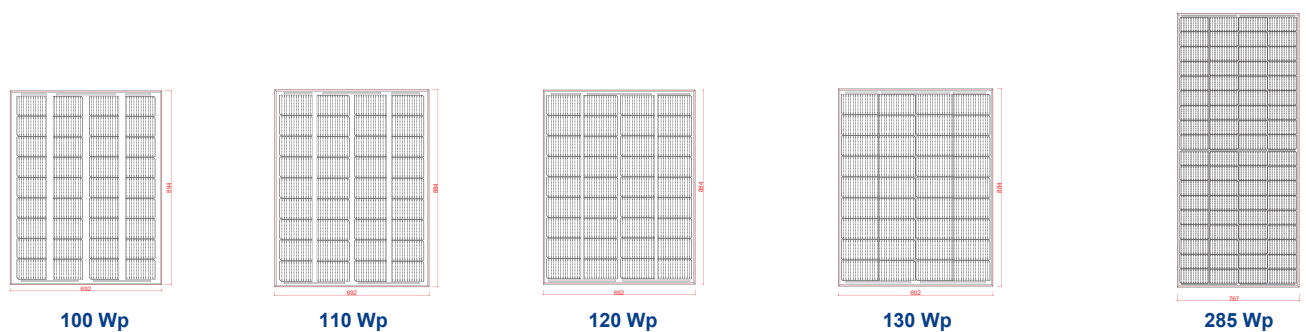
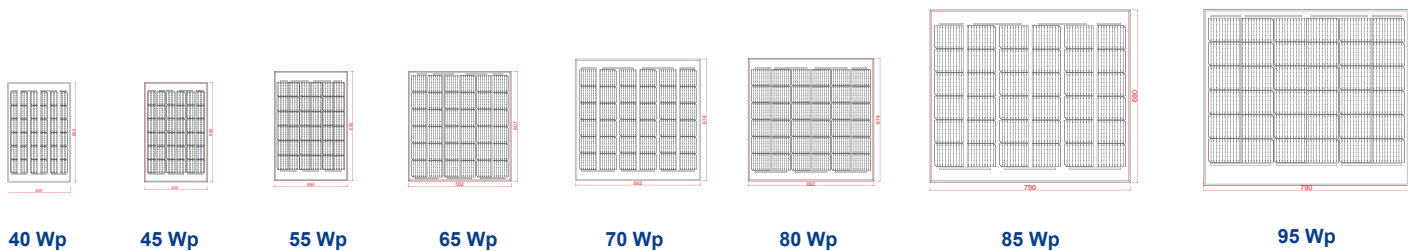
Solar Glass	3.2mm Low iron, Tempered Glass			
Frame	Anodized Aluminum			
Junction Box	IP67 / IP68			
Cable	4mm ²			
Cable Length	55Wp 500mm	85Wp 500mm	110Wp 500mm	285Wp 1000mm

TEMPERATURE CHARACTERISTICS

Temp. Coeff. of (Isc)	0.040%/°C
Temp. Coeff. of (Voc)	-0.260%/°C
Temp. Coeff. of (Pmax)	-0.300%/°C

PHYSICAL CHARACTERISTICS

Unit: mm



* The specifications are obtained under the standard test conditions: 1000W/m² solar irradiance, 1.5 Air Mass and cell temperature of 25°C. Measurement uncertainty for all panels is 6%. The actual transactions will be subject to the contracts. These parameters are for reference only and it is not a part of the contracts. The technical specifications in this document may vary. For more information, refer to the "Installation Manual".

* For roof, facades and installations on similar surfaces, solar panels should be mounted over a fire-resistant covering suitable for this application, with adequate ventilation between the back of the solar panels and the mounting surface. Improper installations are hazardous and may spark a fire. Solar panels must not be mounted on structures and roofs which are made of not fire-resistant materials such as plastic layer, transparent plastic, PVC or similar materials without any fire-protection layer. Usage and installation not in accordance with the guidelines as outlined in the installation manual will terminate the warranty. Please refer to the installation manual and the warranty documents for further details.

* TommaTech® GmbH reserves the right to change the specification of products without prior notice.

Ver.2402.20