

**TOPCON MONOCRYSTALLINE
132TNFB12**

132_{cell}



Half-Cut
Multi-BB
DARK SERIES



High Conversion Efficiency

High panel efficiency to guarantee high power output.



Self-Cleaning and Anti-Reflection Glass

Coating glass for self-cleaning reduces surface dust.

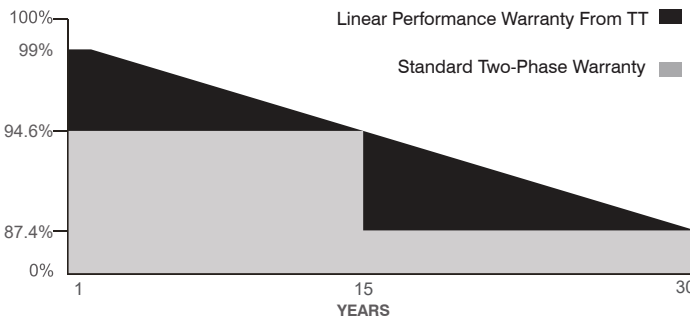


Outstanding Low Irradiation Glass

Outstanding panel performance even in weak light conditions.



Easy Installation



✓ 30 Years Performance Warranty ✓ 15 Years Product Warranty



IEC 61215, IEC 61730-1, IEC 61730-2
ISO 9001:2015, ISO 14001:2015, ISO 45001:2018



DARK SERIES

132TNFB12

Peak Power (Pmax)
Module Efficiency
Maximum Power Voltage (Vmp)
Maximum Power Current (Imp)
Open Circuit Voltage (Voc)
Short Circuit Current (Isc)
Power Tolerance
Maximum System Voltage
Operating Temperature
Protection Class
Maximum Series Fuse Rating

TT695 132TNFB12	TT700 132TNFB12	TT705 132TNFB12	TT710 132TNFB12	TT715 132TNFB12	TT720 132TNFB12	TT725 132TNFB12	TT730 132TNFB12
695 Wp	700 Wp	705 Wp	710 Wp	715 Wp	720 Wp	725 Wp	730 Wp
22.37	22.53	22.70	22.86	23.02	23.18	23.34	23.50
40.10	40.30	40.50	40.70	40.90	41.10	41.30	41.50
17.33	17.37	17.41	17.45	17.49	17.52	17.56	17.60
46.70	46.90	47.10	47.30	47.50	47.70	47.90	48.10
18.42	18.47	18.52	18.57	18.62	18.67	18.72	18.76
0~+5W							
1500V DC							
-40 ~ +85°C							
Class II							
25A							
210x105							
132 (6x22)							
34.5							
2384x1303x35							
2400/5400							
IP68							
300-1600							

MECHANICAL SPECIFICATION

Cell Dimensions (mm)
Cells per Module (pcs)
Weight (kg)
Panel Dimensions (mm)
Max. Wind/Snow Load (Pa)
Junction Box
Junction Box Cable Length (mm)

TEMPERATURE CHARACTERISTICS

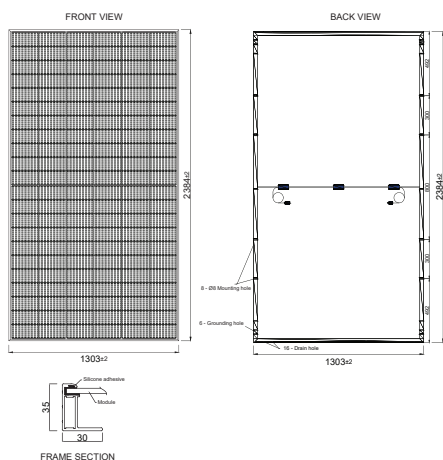
Temp. Coeff. of (Isc)	0.040%/°C
Temp. Coeff. of (Voc)	-0.260%/°C
Temp. Coeff. of (Pmax)	-0.320%/°C

PACKING CONFIGURATION

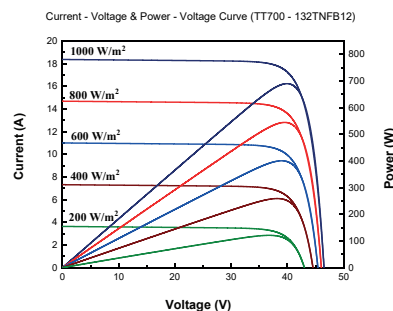
Container 40' GP

Pieces per Pallet	31
Pieces per Container	527
Pallets per Container	17

PHYSICAL CHARACTERISTICS



ELECTRICAL CHARACTERISTICS



* The specifications are obtained under the standard test conditions: 1000W/m2 solar irradiance, 1.5 Air Mass and cell temperature of 25°C. Measurement uncertainty for all panels is 6%. The actual transactions will be subject to the contracts. These parameters are for reference only and it is not a part of the contracts. The technical specifications in this document may vary. For more information, refer to the "Installation Manual".

* For roof, facades and installations on similar surfaces, solar panels should be mounted over a fire-resistant covering suitable for this application, with adequate ventilation between the back of the solar panels and the mounting surface. Improper installations are hazardous and may spark a fire. Solar panels must not be mounted on structures and roofs which are made of not fire-resistant materials such as plastic layer, transparent plastic, PVC or similar materials without any fire-protection layer. Usage and installation not in accordance with the guidelines as outlined in the installation manual will terminate the warranty. Please refer to the installation manual and the warranty documents for further details.

* TommaTech® GmbH reserves the right to change the specification of products without prior notice.

Ver.2407.12