

# TOPCON MONOCRYSTALLINE 144TN10

**TOMMATECH**  
GmbH  
GERMAN-based company

◆ TT595-144TN10 595 Wp

◆ TT590-144TN10 590 Wp

◆ TT585-144TN10 585 Wp

◆ TT580-144TN10 580 Wp

◆ TT575-144TN10 575 Wp

◆ TT570-144TN10 570 Wp



## High Conversion Efficiency

High panel efficiency to guarantee high power output



## Self-Cleaning And Anti-Reflection Glass

Coating glass for self-cleaning reduces surface dust



## Outstanding Low Irradiation Glass

Outstanding panel performance even in weak light conditions



## Excellent Durability

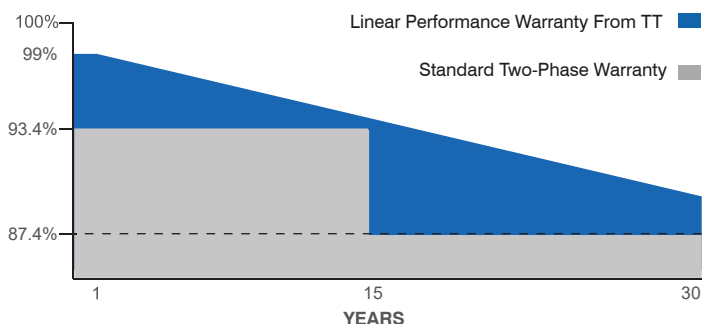
Wind load up to 2400 Pa, Snow load up to 5400 Pa



## 0~+5W Positive Power Tolerance




## Easy Installation



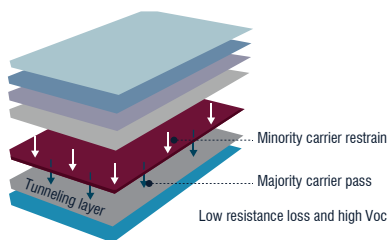
30 Years Performance Warranty



15 Years Product Warranty



16BB  
n-Type



**Half-Cut**



IEC 61215, IEC 61730-1, IEC 61730-2  
IEC 62804 PID (POTENTIAL INDUCED DEGRADATION)  
IEC 61701 SALT MIST CORROSION  
IEC 62716 AMMONIA CORROSION  
ISO 9001:2015, ISO 14001:2015, ISO 45001:2018



SOMPO

Model Type	TT570 144TN10	TT575 144TN10	TT580 144TN10	TT585 144TN10	TT590 144TN10	TT595 144TN10
Peak Power (P <sub>max</sub> )	570 Wp	575 Wp	580 Wp	585 Wp	590 Wp	595 Wp
Module Efficiency	22.07	22.26	22.45	22.65	22.84	23.03
Maximum Power Voltage (V <sub>mp</sub> )	42.55	42.75	42.95	43.15	43.35	43.55
Maximum Power Current (I <sub>mp</sub> )	13.40	13.46	13.51	13.56	13.62	13.67
Open Circuit Voltage (V <sub>oc</sub> )	50.58	50.78	50.98	51.18	51.38	51.58
Short Circuit Current (I <sub>sc</sub> )	14.17	14.23	14.31	14.38	14.45	14.53
Power Tolerance	0~+5W					
Maximum System Voltage	1500V DC					
Operating Temperature	-40 ~ +85°C					
Protection Class	Class II					
Maximum Series Fuse Rating	25A					

## MECHANICAL SPECIFICATIONS

Cell Dimensions(mm)	182 x 91
Cells per Module(pcs)	144 (6x24)
Weight(kg)	29.0
Panel Dimensions(mm)	2278x1134x35
Max. Wind/Snow Load(Pa)	2400/5400
Junction Box	IP68
Junction Box Cable Length(mm)	350-1600

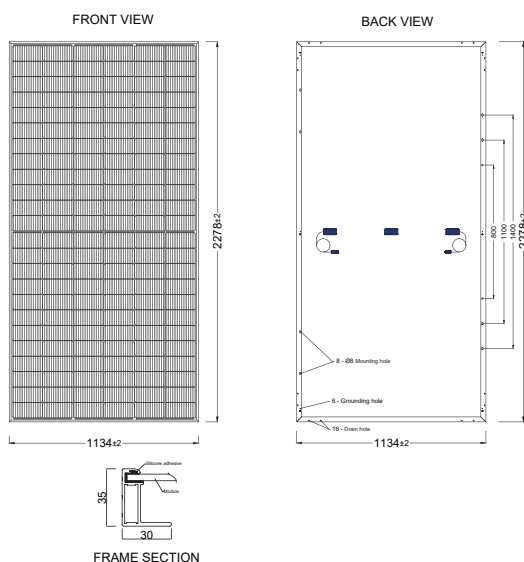
## TEMPERATURE CHARACTERISTICS

Temp. Coeff. of (I <sub>sc</sub> )	0.040%/°C
Temp. Coeff. of (V <sub>oc</sub> )	-0.260%/°C
Temp. Coeff. of (P <sub>max</sub> )	-0.30%/°C

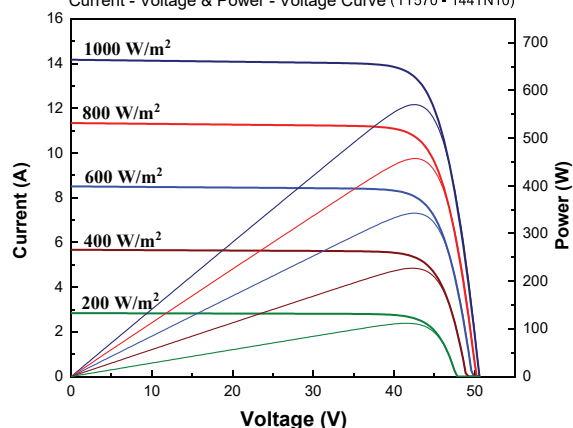
## PACKING CONFIGURATION

Container	40' GP
Pieces per Pallet	31
Pieces per Container	620
Pallet Per Container	20

## PHYSICAL CHARACTERISTICS



Current - Voltage & Power - Voltage Curve (TT570 - 144TN10)



\* The specifications are obtained under the standard test conditions: 1000W/m2 solar irradiance, 1.5 Air Mass and cell temperature of 25°C. Measurement uncertainty for all panels is 6%. The actual transactions will be subject to the contracts. These parameters are for reference only and it is not a part of the contracts. The technical specifications in this document may vary. For more information, refer to the "Installation Manual".

\* For roof, facades and installations on similar surfaces, solar panels should be mounted over a fire-resistant covering suitable for this application, with adequate ventilation between the back of the solar panels and the mounting surface. Improper installations are hazardous and may spark a fire. Solar panels must not be mounted on structures and roofs which are made of not fire-resistant materials such as plastic layer, transparent plastic, PVC or similar materials without any fire-protection layer. Usage and installation not in accordance with the guidelines as outlined in the installation manual will terminate the warranty. Please refer to the installation manual and the warranty documents for further details.

\* TommaTech® GmbH reserves the right to change the specification of products without prior notice.