

BIFACIAL TOPCON MONOCRYSTALLINE

144TNB10 (685-715 Wp)

Half Cut

BIFACIAL 16BB



High Conversion Efficiency

High panel efficiency to guarantee high power output



Self-Cleaning And Anti-Reflection Glass

Coating glass for self-cleaning reduces surface dust




Outstanding Low Irradiation Glass

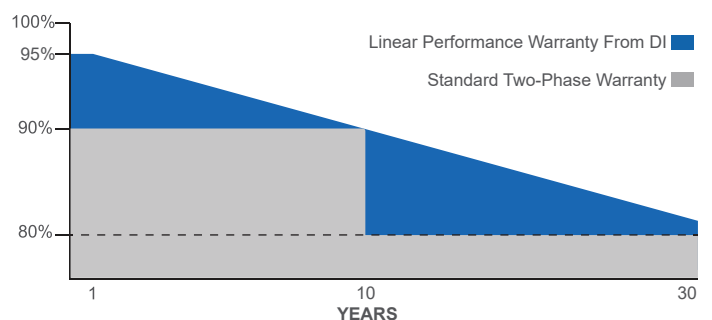
Outstanding panel performance even in weak light conditions



Easy Installation



ISO 9001:2015, ISO 14001:2015, ISO 45001:2018



ELECTRICAL CHARACTERISTICS

Model Type	DI585 144TNB10	DI590 144TNB10	DI595 144TNB10	DI600 144TNB10	DI605 144TNB10
Peak Power (P_{max})	585 Wp	590 Wp	595 Wp	600 Wp	605 Wp
Module Efficiency	22.65	22.84	23.03	23.23	23.42
Maximum Power Voltage (V_{mp})	43.15	43.35	43.55	43.75	43.95
Maximum Power Current (I_{mp})	13.56	13.62	13.67	13.72	13.77
Open Circuit Voltage (V_{oc})	51.18	51.38	51.58	51.78	51.98
Short Circuit Current (I_{sc})	14.38	14.45	14.53	14.60	14.68
Power Tolerance	±%10				
Maximum System Voltage	1500V DC				
Operating Temperature	-40 ~ +85°C				
Protection Class	Class II				
Maximum Series Fuse Rating	25A				

Rear Power Gain	5%	10%	15%	20%
-----------------	----	-----	-----	-----

Maximum Power (P_{max})(585Wp)	614.25	643.50	672.75	702.00
Module Efficiency% (585Wp)	23.78	24.90	26.00	27.18

Maximum Power (P_{max})(590Wp)	619.50	649.00	678.50	708.00
Module Efficiency% (590Wp)	23.99	25.10	26.26	27.40

Maximum Power (P_{max})(595Wp)	624.75	654.50	684.25	714.00
Module Efficiency% (595Wp)	24.18	25.33	26.48	27.63

Maximum Power (P_{max})(600Wp)	630.00	660.00	690.00	720.00
Module Efficiency% (600Wp)	24.39	25.55	26.72	27.87

Maximum Power (P_{max})(605Wp)	635.25	665.50	695.75	726.00
Module Efficiency% (605Wp)	24.59	25.76	26.93	28.10

MECHANICAL SPECIFICATIONS

Cell Dimensions(mm)	182 x 91
Cells per Module(pcs)	144 (24x6)
Weight(kg)	28.0
Panel Dimensions(mm)	2278x1134x30
Max. Wind/Snow Load(Pa)	1600/1600
Junction Box	IP68
Junction Box Cable Length(mm)	300

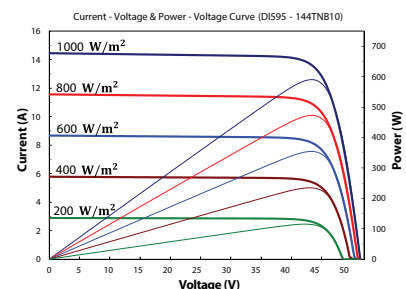

PACKING CONFIGURATION

Container	40' GP
Pieces per Pallet	36
Pieces per Container	720
Pallet Per Container	20

TEMPERATURE CHARACTERISTICS

Temp. Coeff. of (I_{sc})	0.040%/°C
Temp. Coeff. of (V_{oc})	-0.260%/°C
Temp. Coeff. of (P_{max})	-0.300%/°C

PHYSICAL AND ELECTRICAL CHARACTERISTICS



* The specifications are obtained under the standard test conditions: 1000W/m² solar irradiance, 1.5 Air Mass and cell temperature of 25°C. Measurement uncertainty for all panels is 10%. The actual transactions will be subject to the contracts. These parameters are for reference only and it is not a part of the contracts. The specifications are subject to change without prior notice.

* For roof, facades and installations on similar surfaces, solar panels should be mounted over a fire-resistant covering suitable for this application, with adequate ventilation between the back of the solar panels and the mounting surface. Improper installations are hazardous and may spark a fire. Solar panels must not be mounted on structures and roofs which are made of not fire-resistant materials such as plastic layer, transparent plastic or similar materials without any fire-protection layer. Usage and installation not in accordance with the guidelines as outlined in the installation manual will terminate the warranty. Please refer to the installation manual and the warranty documents for further details.

* Reserves the right to change the specification of products without prior notice.

* Not suitable for use in on-grid systems.